

Introducing CLOUDTemp

Cloud based WIFI multi channel data logging from Labcold



CLOUDTemp by Labcold uses wi-fi data loggers together with the high security Ratifi-Cloud to enable fully automated temperature monitoring system with 24/7 coverage.

The battery powered data loggers can be attached to any refrigerator or freezer and in addition to recording the temperature CLOUDTemp can also:

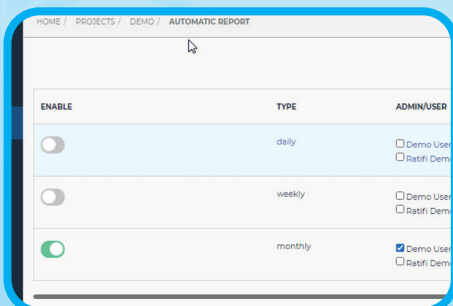
- Send automatic daily, weekly or monthly reports to as many people as required
- Send alarms and alerts via email and SMS
- Record all alarms and alerts which are incorporated in to the reports and can be viewed graphically on you computer
- Send battery life indicator and alerts
- Provide re-calibration date notification
- Show Wi-Fi signal strength
- Still record up to six channels if WiFi signal lost
- Send a late data alarm

All data send by CLOUDTemp is stored on the Ratifi-Cloud which is WPA2-Enterprise enabled to ensure the highest wireless network security possible and provides over-the-air encryption which means your data benefits from the highest level of security. Because recording is automatic, all data will be stored and you can have to confidence that it will be accurate because once recorded it cannot be changed which is essential for any FDA21 CFR Part 11 requirements.

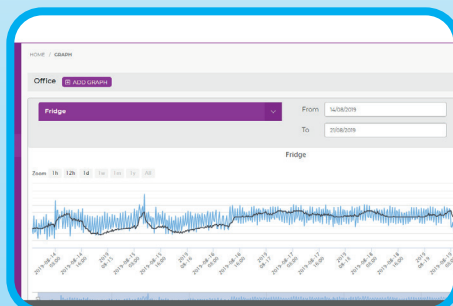
It also allows you to configure reporting, alarms, intervals of recording and how many channels you want to record to suit your particular needs.

To ensure you can get the full potential from the CLOUDTemp Labcold engineers can install and configure it for you. This has the advantage that they know our fridges so can place the probes where they won't get in the way or be prevented from recording accurately.

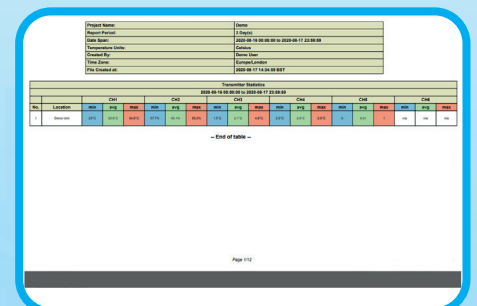
As a UKAS accredited temperature calibration laboratory #8898, as an optional extra Labcold can provide calibration for your loggers before installation and annually by our fully UKAS procedure trained service engineers. Because we're fully ISO 17025 accredited this in turn can help with your accreditation providing extra peace of mind.



Set up automatic reports to suit your needs



Graphical data output which allows you to drill down on details



Temp. Location	Unit	Min	Max	Avg	Std Dev	Min	Max	Avg	Std Dev	Min	Max	Avg	Std Dev	Min	Max	Avg	Std Dev
1	Refrigerator	2.1	4.5	3.3	0.8	2.0	4.6	3.2	0.9	2.1	4.5	3.3	0.8	2.0	4.6	3.2	0.9

Reports can be saved as PDF